

# ROOM GARDEN 1

GARDEN LEVEL








## FLEXIBLE AND MODULAR

The sliding walls of the first four Garden rooms offer a great level of flexibility to adapt the size of the space to individual needs. Each room can be divided into one, two or three separate spaces for the creation of working groups.

The rooms can accommodate between **30 to 318 people** depending on the configuration. All rooms feature large south-facing windows, giving them natural light and an authentic and airy atmosphere. With a remote control, each organizer can simply and quickly enable the necessary features: projector screen, blinds and light or sound volume.

## CAPACITY

					
<b>1ABC</b>	<b>318 pax</b>	<b>154 pax</b>	<b>150 pax</b>	<b>216 pax</b>	<b>---</b>
<b>1BC</b>	<b>184 pax</b>	<b>84 pax</b>	<b>120 pax</b>	<b>120 pax</b>	<b>---</b>
<b>1C</b>	<b>80 pax</b>	<b>32 pax</b>	<b>50 pax</b>	<b>---</b>	<b>26 + 4</b>
<b>1B</b>	<b>54 pax</b>	<b>30 pax</b>	<b>40 pax</b>	<b>---</b>	<b>24 + 4</b>
<b>1A</b>	<b>68 pax</b>	<b>40 pax</b>	<b>60 pax</b>	<b>---</b>	<b>24 + 4</b>

## DIMENSIONS

Length	Width	Height	Surface gross	Surface net
<b>23,5 m</b>	<b>13,5/14,4 m</b>	<b>4,1 m</b>	<b>326 m²</b>	<b>215 m²</b>
<b>15,3 m</b>	<b>13,5/14,1 m</b>	<b>4,1 m</b>	<b>212 m²</b>	<b>149 m²</b>
<b>14,1 m</b>	<b>8,1 m</b>	<b>4,1 m</b>	<b>113 m²</b>	<b>75 m²</b>
<b>13,5 m</b>	<b>7,1 m</b>	<b>4,1 m</b>	<b>96 m²</b>	<b>63 m²</b>
<b>13,5 m</b>	<b>8,3 m</b>	<b>4,1 m</b>	<b>113 m²</b>	<b>75 m²</b>

## EQUIPMENT

- ▶ Natural light in the 1C /1BC & 1ABC
- ▶ White basic lighting
- ▶ Wireless Internet Access (Swisscom PWLAN)
- ▶ Ventilation, Heating
- ▶ Access for disabled people

*Other services upon request*

## PICTURES



[CLICK HERE](#)

